



Wm J CURRAN



Since 1952

Online Ordering Form for Professional Series Frame Rx Billiard Rimless Glasses

(Take Advantage By Using Your Flex Spending or Health Savings Card)



**FREE Two Year Protection Plan (\$50.00 Value)
100% Customer Satisfaction Guarantee!**

Our eyewear is customized to be unique to the wearers facial needs, as well as their respective visual correction, we require a few pictures of the individual and a picture of the Rx. We fabricate all lenses on site at our office. Please read the information below before shopping for Rx Frames.

[Click to View Protection Plan](#)

Important!!!

Note: All fields with an **** are a mandatory field. Forms won't go through otherwise.



Make sure to hit the submit button when you're finished. If mandatory fields are left unanswered, they will be circled in red.

Step #1: Promotion

* Indicates required field

Which Promo are you interested in?? *

- \$50.00 OFF + FREE Domestic Shipping
- FREE RayBan Non-Rx Sun Frame (Rx-able)
- Not Sure....

(RayBan Promo: We will discuss colors and sizes after we receive your online order and call you to discuss your selection)



RayBan Frame: 2132 (New Wayfarer)
Color: 6052 (Black/Transparent)



RayBan Frame: 2132 (New Wayfarer)
Color: 622 (Rubber Black)



RayBan Frame: 2132 (New Wayfarer)
Color: 710 (Light Havana)

Step #2: Patient Information

Patient's Name *

First

Last

Email *

Were you referred by anyone to us? If so, who?
(Optional Question)

First

Last

Date of Birth
(MM/DD/YYYY) *

Phone Number *

Step #3: Shipping & Billing Information

Home/Shipping Address *

Line 1

Line 2

City

State

Zip Code

Country

Is Billing the same as Shipping Address?? *

Yes

No

(If "No", Please enter billing information below)

Billing Information: (Street, City, State, Zip, and Country)

Step #4: Waiver

Click [HERE](#) to Read Our Rx Adaption Policy.

Enter Full Name (First and Last) *

Date (MM/DD/YYYY) *

I read and acknowledge William Curran & Son Opticians Rx Adaption Policy. *

Yes, I read and acknowledge the Rx adaption policy.

I grant permission for Curran Opticians to modify my Rx if necessary for Billiard Range (3-12 feet) visual correction. *

Yes, I agree.

I acknowledge that Billiard Glasses are Only to be worn when playing pool and will not be worn when driving or any other activity. *

Yes, I agree.

Step #5: Dominant Eye

Which Eye is Your Dominant Eye? *

Right Eye

Left Eye



How to determine which eye is your dominate eye.

- Extend either arm out in front of you and stick up your index finger with both eyes open.

Note: It's easier if you place your finger in front of a distinct object (example: clock on the wall)

- Close your right eye, if your finger in front of the clock moves, your right eye is dominate

- If nothing happens, your left eye dominant.

Having your cue under your dominant eye would be very beneficial.


Having a dominate eye does not mean which eye has the worst or best visual acuity over the other eye. Your dominant eye is the leader or 'preferred eye' that provides a slightly greater degree of input to the visual part of your brain and more accurately relays information about the location of objects.

Step #6: When it Comes to Playing Billiards

Do You Shoot Right or Left Handed? *

Right

Left



Shoots Right Handed



Shoots Left Handed

Step #7: Size of Table

What Size Table Do You Usually Play On? *

Seven Foot Table

Eight Foot Table

Nine Foot Table



Step #8: Rx Information

Please email or upload a copy of the original Rx. We will not process the order until we receive a copy of your prescription.

(Our Email Address: billcurran2020@gmail.com)

How are you submitting your Rx to Curran Opticians? *

My prescription is uploaded within the form.

I will email my Rx shortly via the email address that is provided.
(Email: billcurran2020@gmail.com)


I don't have an Rx at this time, but I will email it to Curran Opticians (Email: billcurran2020@gmail.com) once I have my eyes examined and obtain my Rx.

Upload Photo Copy of Rx

no file selected

Max file size: 20MB

Additional information (Eye Disorders, Etc.)



Send Us Four Photos (5 Optional) of Yourself (18-20 Inches Away)

Robin Dodson Demonstrates the Photos We Need When Ordering Billiard Glasses

**1 photo with a standard size business card or license ID
(hold it horizontally under your nose with no eyewear on)**

Photo Holding Card Under Nose

no file selected

Max file size: 20MB

2 photos without eyewear

No Eyewear #1

No Eyewear #2

Choose File no file selected
Max file size: 20MB

Choose File no file selected
Max file size: 20MB

1 photo with present eyewear (if you have a pair)

Current Eyewear (If Present)

Choose File no file selected
Max file size: 20MB

1 Photo When You Play So We Can See How You Line Up Your Shot (Optional)

Taking a Shot (Optional)

Choose File no file selected
Max file size: 20MB

Step #9: Selecting a Frame Color

- Frame/Colors Below are for **Professional Series** Only -

- **For Frame/Color Purposes Only** -

If you clicked on the '**not sure**' option, then we will recommend a frame/color once we receive your photos.

Note: Certain frame/color work best with certain hair colors and facial complexions.

Available Frame Colors (Professional Series Only)

- Professional Series: Racing (Color: Blue/Orange)
- Professional Series: Racing (Color: White/Black)
- Professional Series: Racing (Color: Black/Gold)
- Professional Series: Momentum (Color: Iceland Black)
- Professional Series: Momentum (Color: Pacific Blue)
- Not Sure.....



Racing (Color: Blue/Orange)



Momentum: (Color: Iceland Black)



Racing: (Color: White/Black)



Momentum: (Color: Silver Pacific Blue)



Racing: (Color: Black/Gold)

Step #10: Select a Lens Shapes (7 Available)

All of our work is customized. Once we receive the four (5 optional) close up photos, we will email or call you and discuss lens shapes that we recommend. If desired, we can email a superimposed image of the lens shape over the photo you sent us for a general idea on how they will look.

These lenses are not one-size-fits-all.

Which Lens Shape Do You Prefer? *

- Backspin
- Sport
- Classic
- Cosmo
- Angles
- Cue Ball
- Diamond
- Not Sure...



Lens Shape: 'Backspin'



Lens Shape: 'Sport'



Lens Shape: 'Classic'



Lens Shape: 'Cosmo'



Lens Shape: 'Angles'



Lens Shape: 'Cue Ball'



Lens Shape: 'Diamond'

Step #11: Digital Lenses for \$98.00 Extra

Interested in Digital Lenses? *

- Yes
- No
- Not Sure....



These digital lenses for shooting billiards are digitally surfaced which gives the player zero distortion throughout the lens for even greater sharpness and visual acuity.

This is highly recommended for anyone who is serious about their game!!

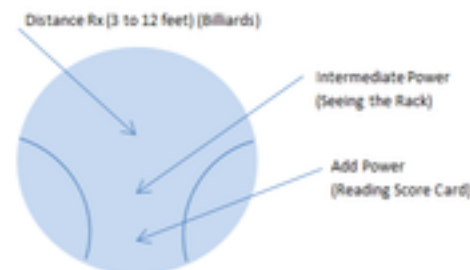
Step #12: Select Your Lens Type

Which Lens Type Do You Prefer? *

- Single Vision | \$168 - \$268
- Progressives: (\$268 - \$368) (Digital Highly Recommended)
- Not Sure...



Single Vision Lens



Progressive Lens

Step #13: Personal Engraving (Extra Fee | Only Available in Digital Lenses)

Interested in Personal Engraving? *

- Yes
- No
- Not Sure...

Enter Engraving Text

Upload Your Design (If You Have One)

 no file selected

Max file size: 20MB

Describe Artwork for Us to Design

Take your custom made billiard glasses one step further by having a custom engraving etched into your lens or lenses.

An etching in your billiard glasses is a great show off piece for friends and excellent way to intimate your competition by having your billiard nickname, or logo that represents you!

- Upload your design or have us design an etching artwork for you! (Max Size: 5 mm)
- Etching; we can engrave text, or artwork into a lens.

Prices:

Text Only \$90.00 (per pair) (character letter limits may apply)

Artwork \$150.00 (per pair) (pt's design)

Artwork \$200.00 (per pair) (we design)

Etching: Is an extra step that cannot be rushed or changed once ordered or removed later on after purchase.

Licensing: We cannot accept any copyrighted artwork. However, we can make

adjustments and design our own version of it to make it your own. Example: We can't use a comic book logo, but we can modify it and place your initials in it instead.



Step #14: Transitions 8 (changeable lenses)

- lenses darken when exposed to UV light -

Any Interest in Transitions 8 ? *

- Yes (\$140.00 Extra)
- No
- Not Sure...



Submit Form By Clicking Button Below

Note: All fields with an **** are a mandatory field. Forms won't go through otherwise.

Make sure to hit the submit button when you're finished. If mandatory fields are left unanswered, they will be circled in red.

SUBMIT ONLINE FORM

Click [HERE](#) to Write a Google+ Review
- We Appreciate All Reviews -

Like 647

Share

Search Curran Opticians



Click [HERE](#) for Detailed Directions



Phone: +1 (610) 623-4129

Fax: +1 (610) 623-1664

Email: billcurran2020@gmail.com

